

## SELF-EDUCTING FOAM NOZZLE - TFT

# HARDWARE



### Description

The Task Force Tips® MASTER FOAM nozzle is a simple and rugged self-educating foam nozzle with superior stream quality and reach. This fixed flow fog nozzle rated at 100 psi (7 bar) is available with an optional flow rate of 250, 350, 500, 750 or 1000 gpm (946, 1325, 1893, 2839, 3785 l/min). Fog angle is user adjustable between 90° wide fog and straight stream. The nozzle's baffle is easily removed for flushing debris. The standard swivel coupling is 2.5" NH, NPSH, or BSP (65 mm) female threads.

The simple flow geometry (patent pending) can educt foam concentrate at .5%, 1%, 3%, or 6% with no small passages to clog. Percentage is easily set with an interchangeable orifice plate. A set of calibrated foam orifice plates is included. Nozzle comes with an industrial grade UV resistant, 8 feet long, 1.5" diameter (2.4 m x 38 mm) concentrate hose with a cam lock fitting for quick and secure attachment to the nozzle.

The simple and basic design requires no grease or other maintenance. The halo ring/stream shaper is made from non-corrosive high temperature polymer. The rubber bumper is UV resistant. The MASTER FOAM self-educating nozzle is available in hardcoat anodized ANSI A356.0.T6 aluminum. All MASTER FOAM nozzles accept the FJ-LX-M FOAMJET low expansion air-aspirating attachment.



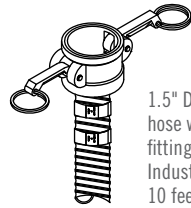
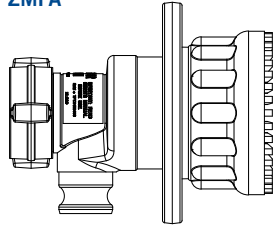
### Specifications

|                                    |   |
|------------------------------------|---|
| K-factor                           | 500 gpm at 100 psi - K-factor = 50 (1893 l/min at 7 bar)                            |
| Flow Rate                          | 500 gpm (1893 l/min)  |
| Pressure                           | 100 psi (7 bar)   |
| Flow Control Method                | Fixed flow at a pressure<br>(constant flow rate; flow does not change with pattern) |
| Coupling Size (Nozzles)            | 2.5 inch (65 mm)  |
| Coupling Style (Nozzles)           | Rocker  |
| Coupling Swiveling/Rigid (Nozzles) | Swivel (non-full time, no swivel after tightening)                                  |
| Pattern Actuation Method           | Manual with Halo  |
| Certifications                     | N/A   |





**SOLBERG is a member of PERIMETER SOLUTIONS, a global producer of leading fire retardant, gel and foam brands with a singular purpose: revolutionize the course of fire suppression technology with safer, more effective and more sustainable solutions. Together, we are Moving Industries Forward by Redefining Fire Suppression. [www.solbergfoam.com](http://www.solbergfoam.com)**

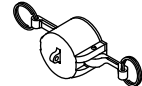
**Dimensional Information**

**ZMFA**



1.5" Diameter concentrate hose with one 1.5" cam lock fitting, one 2" cam lock fitting. Industrial grade, UV resistant, 10 feet (3 m) long.




  
 .5% 1% 3% 6%  
 Calibrated foam orifice plates



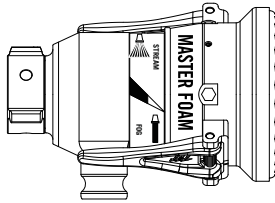
Dust cap with cam lock fitting

**THREADS (SWIVEL) 2.5" (65 MM)**



**FLOW @ 100 PSI (7 BAR)**

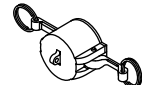
|                            |   |
|----------------------------|---|
| 1) 2.5" - 7.5 NH Female    | 0) 250 gpm (946 l/min) - K-factor = 25  |
| 2) 2.5" - 11 BSP Female    | 1) 350 gpm (1325 l/min) - K-factor = 35 |
| 3) 2.5" - 11.5 NPSH Female | 2) 500 gpm (1893 l/min) - K-factor = 50 |
| 4) 2.5" SPECIAL THREADS    | 3) 750 gpm (2839 l/min) - K-factor = 75 |

**ZMF**



2" Diameter concentrate hose with one 1.5" cam lock fitting, one 2" cam lock fitting. Industrial grade, UV resistant, 10 feet (3 m) long.


  
 1% 3%  
 Calibrated foam orifice plates



Dust cap with cam lock fitting

**THREADS (SWIVEL) 2.5" (65 MM)**

**FLOW @ 100 PSI (7 BAR)**

|                            |   |
|----------------------------|---|
| 1) 2.5" - 7.5 NH Female    | 4) 1000 gpm (3785 l/min) - K-factor = 100 |
| 2) 2.5" - 11 BSP Female    | 5) 1250 gpm (4732 l/min) - K-factor = 125 |
| 3) 2.5" - 11.5 NPSH Female |   |
| 4) 2.5" SPECIAL THREADS    |   |

**Ordering Information**

**SELF-EDUCTING NOZZLES**

| PART NO. | DESCRIPTION   | APPROXIMATE SHIPPING WEIGHT |    |
|----------|---|-----------------------------|----|
|          |   | lb                          | kg |
| 32243    | Self-Educting Nozzle - TFT, 250 gpm (946 l/min), 2.5" - 7.5 NH female inlet   | 7                           | 3  |
| 32240    | Self-Educting Nozzle - TFT, 350 gpm (1325 l/min), 2.5" - 7.5 NH female inlet  | 7                           | 3  |
| 32241    | Self-Educting Nozzle - TFT, 500 gpm (1893 l/min), 2.5" - 7.5 NH female inlet  | 7                           | 3  |
| 32242    | Self-Educting Nozzle - TFT, 750 gpm (2839 l/min), 2.5" - 7.5 NH female inlet  | 7                           | 3  |
| 32244    | Self-Educting Nozzle - TFT, 1000 gpm (3785 l/min), 2.5" - 7.5 NH female inlet | 7                           | 3  |